

Smart Classroom Monitoring System

¹Upparapati Vishnu, ²Suraj R, ³Sudeep S, ⁴Srujan V4, ⁵Siddharth Kumar
^{1,2,3,4,5} Student, Department of Data Science, Saphthagiri NPS University, India.

Abstract—The Smart Classroom Monitoring System is a modern intelligent system designed to automate classroom monitoring and environmental control using Machine Learning, Web Technologies, Mobile Applications, IoT and R Programming. The system uses a laptop camera to detect and count the number of students attending the classroom through machine learning techniques. The project also uses IoT temperature sensors to monitor room temperature and automatically control the fan according to environmental conditions.

The backend of the system processes attendance and sensor data while the frontend developed using web technologies provides a user-friendly interface for monitoring classroom activities. Mobile application support is also integrated for real-time monitoring and access. The collected data is displayed in graphical form using R Programming for analysis and visualization purposes.

The project demonstrates the practical implementation of Machine Learning and IoT concepts in smart educational environments. It helps reduce manual attendance work, improves classroom management, saves electrical energy through automatic fan control, and provides accurate monitoring using real-time technologies. Overall, the Smart Classroom Monitoring System contributes towards the development of smart and automated educational infrastructure.

Index Terms—Smart Classroom Monitoring System, Machine Learning, IoT, Web Technologies, Mobile Application, R Programming, Attendance Monitoring, Temperature Sensor, Fan Control.

I. INTRODUCTION

1.1 Overview

Smart Classroom Monitoring System is an intelligent classroom automation project developed for modern educational environments. In today's digital era, educational institutions require automated systems for attendance monitoring and classroom management. This project helps in reducing manual work by automatically detecting the number of students present in the classroom using a laptop camera and machine learning techniques.

The system also monitors classroom temperature using IoT sensors and controls the fan automatically according to room conditions. The data collected from the classroom is displayed through graphs and reports using R Programming, web technologies, and mobile applications for better monitoring and analysis.

1.2 Objectives

- Developing an automatic attendance monitoring system using a camera.
- Detecting and counting students using Machine Learning techniques.
- Monitoring classroom temperature using IoT sensors.
- Automatically controlling the fan based on room temperature.
- Displaying classroom statistics and graphical reports using R Programming.
- Providing web and mobile interfaces for real-time monitoring.

II. LITERATURE SURVEY

The development of smart classroom systems mainly depends on Machine Learning, IoT, and Web Technologies. According to recent research in smart educational systems, machine learning-based attendance systems improve accuracy and reduce manual effort. Face detection and image processing techniques are widely used for classroom attendance monitoring.

IoT-based environmental monitoring systems help maintain classroom comfort and improve energy efficiency through automatic device control. Temperature sensors and automation technologies are commonly used in smart classrooms for controlling electrical devices such as fans and lights.

Web technologies and mobile applications provide real-time monitoring and graphical visualization of classroom data. R Programming is widely used for statistical analysis and graph generation in intelligent systems. The integration of these technologies creates an efficient and interactive classroom monitoring environment.

Dr. J. Narendra Babu [6][7][8][9] explored IoT applications in smart systems and emphasized combining embedded hardware with cloud connectivity for scalable IoT solutions, providing theoretical grounding for design decisions in this project.

III. PROPOSED METHOD

3.1 System Architecture

The Smart Classroom Monitoring System follows a modular architecture where the application is divided into multiple layers for better performance and maintainability.

- Frontend Layer: Developed using HTML, CSS, and JavaScript to provide user interaction and display classroom information.
- Machine Learning Layer: Uses the laptop camera to capture classroom images and detect the number of students attending the class.
- IoT Sensor Layer: Temperature sensors monitor classroom temperature and send data to the system.
- Control Layer: Controls fan operation automatically depending on temperature values.
- Data Visualization Layer: Uses R Programming to display attendance and temperature data through graphs and charts.

3.2 Technologies Implemented

- Machine Learning
- IoT
- Web Technologies
- Mobile Application
- R Programming

3.3 Modules Description

- Attendance Monitoring Module: Detects and counts the number of students present in the classroom using the laptop camera.
- Temperature Monitoring Module: Reads classroom temperature using IoT sensors.
- Fan Control Module: Controls fan speed and operation automatically according to temperature conditions.
- Graph Analysis Module: Displays attendance and temperature information using graphs and charts.
- Web and Mobile Interface Module: Provides monitoring access through web technologies and mobile applications.

IV. RESULTS

- Automatic student attendance monitoring using camera detection.
- Real-time classroom temperature monitoring using IoT sensors.

- Automatic fan control based on room temperature.
- Graphical representation of attendance and temperature data using R Programming.
- User-friendly web and mobile monitoring system.
- Improved classroom automation and energy efficiency.

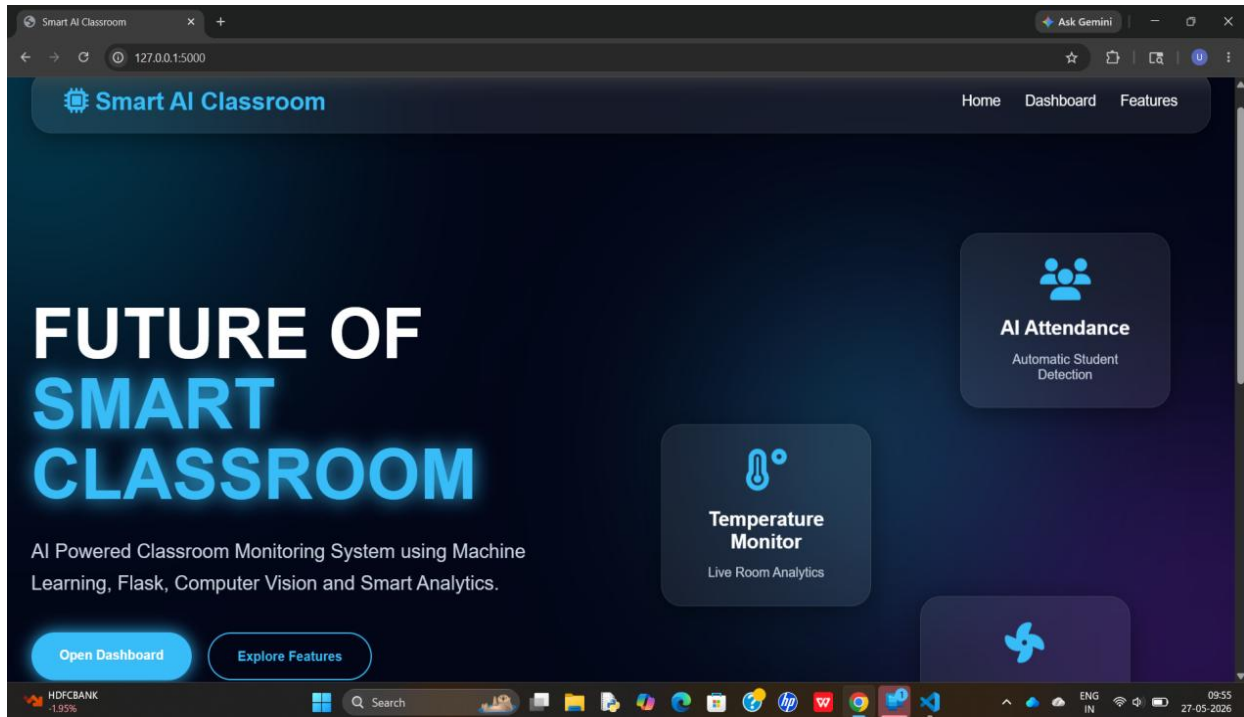


Figure 1: Smart Classroom Monitoring System Home Page

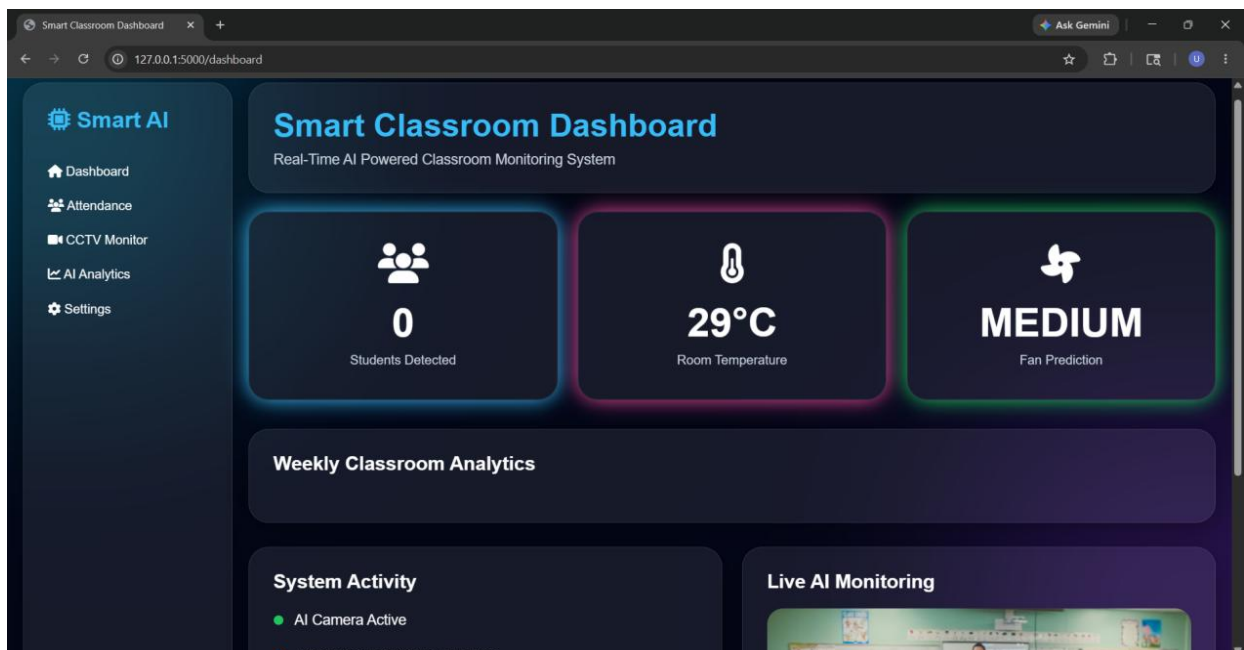


Figure 2: Attendance Detection using Camera

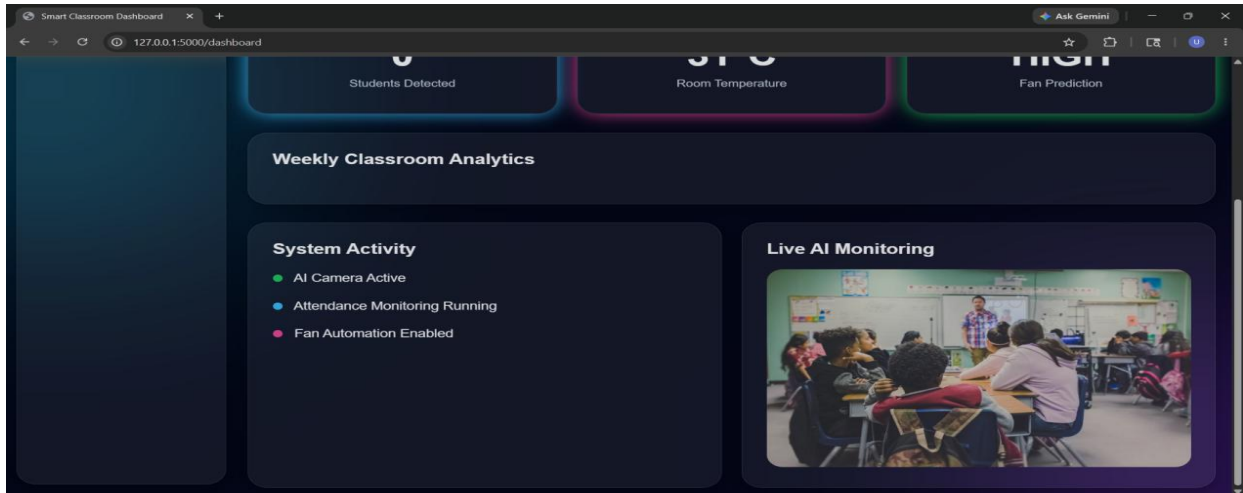


Figure 3: Temperature Monitoring and Fan Control

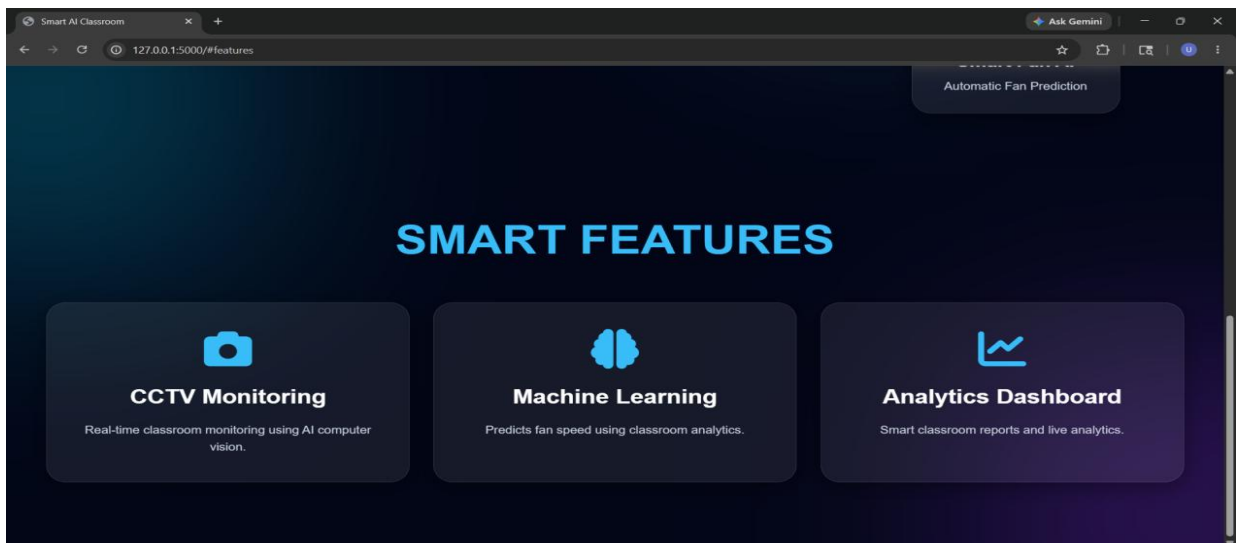
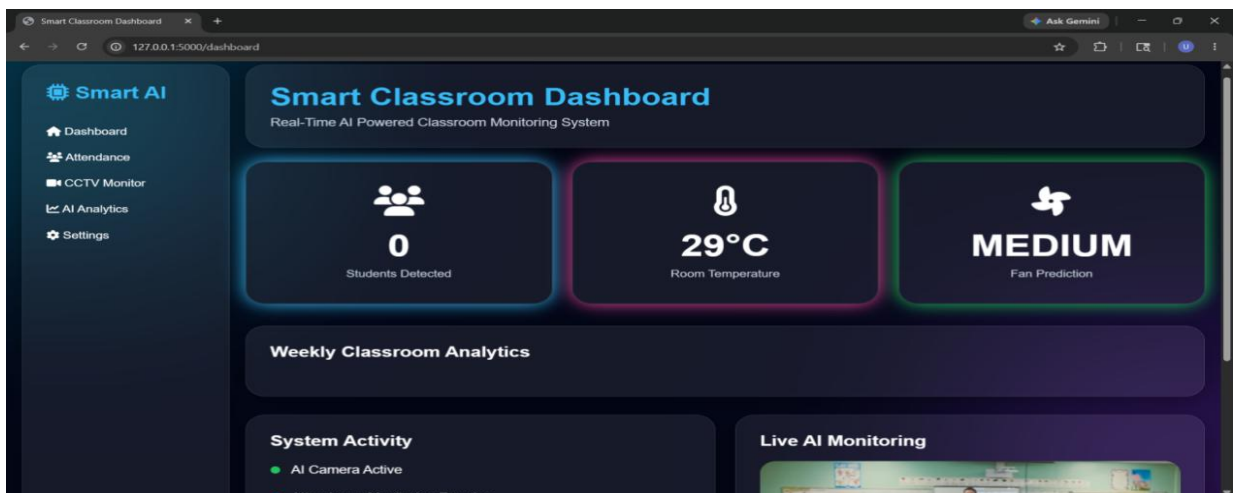
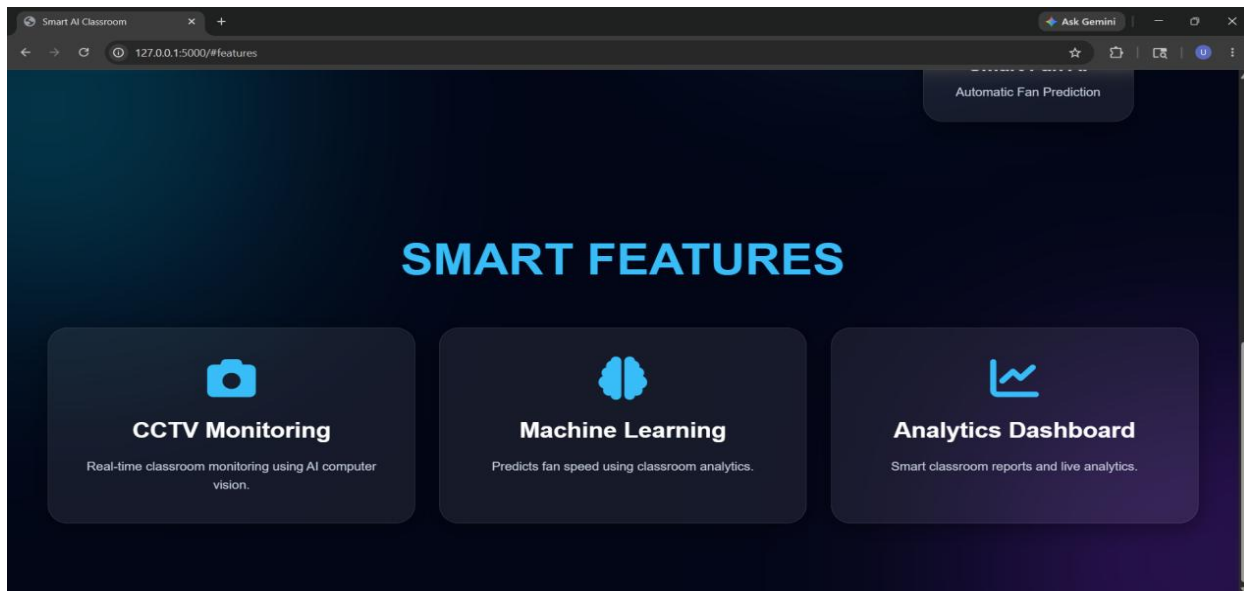
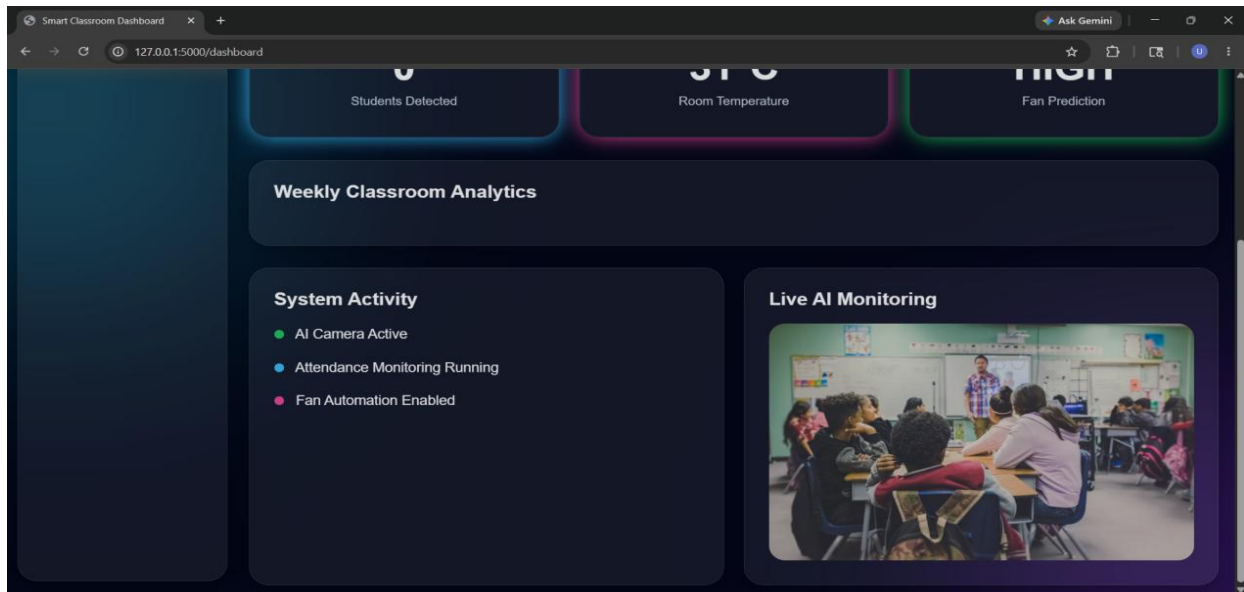


Figure 4: Features of the Research





V. CONCLUSION

Developing the Smart Classroom Monitoring System provided valuable knowledge about integrating Machine Learning, IoT, Web Technologies, Mobile Applications, and R Programming into a single intelligent system. The project demonstrates how automation can improve classroom monitoring and reduce manual effort in educational institutions.

The attendance monitoring feature using camera detection increases accuracy and simplifies classroom management. IoT-based temperature monitoring and automatic fan control help

maintain a comfortable classroom environment while reducing energy consumption. Graphical analysis using R Programming provides better understanding and visualization of classroom data.

This project also highlights the importance of smart technologies in modern education systems. Future improvements may include advanced face recognition, cloud-based storage, AI-powered analytics, and mobile notifications for better classroom management and monitoring.

REFERENCES

- [1] Oracle. (2024). Machine Learning and Java Documentation.
- [2] Mozilla Developer Network (MDN). (2024). Web Development Guides (HTML, CSS, JavaScript).
- [3] W3Schools. (2024). HTML, CSS, and JavaScript Tutorials.
- [4] GeeksforGeeks. (2024). Machine Learning and IoT Resources.
- [5] R Programming Documentation. (2024). Statistical Computing and Graph Analysis.
- [6] Research Papers on Smart Classroom Automation Systems and IoT-based Monitoring Technologies.
- [7] Dr.J.Narendra Babu "SMART WASTE IMAGE DETECTION", International Journal of Emerging Technologies and Innovative Research (www.jetir.org), ISSN:2349-5162, Vol.12, Issue 12, page no.e469-e472, December-2025.
URL :<http://www.jetir.org/papers/JETIR2512457.pdf>
- [8] Dr.J.Narendra Babu, et.al, "Traffic Violation Fine Tracker", International Journal of Emerging Technologies and Innovative Research (www.jetir.org), ISSN:2349-5162, Vol.12, Issue 12, page no.c608-c611, December-2025,
URL :<http://www.jetir.org/papers/JETIR2512268.pdf>
- [9] Dr.J.Narendra Babu, et.al, Journal of Internet Services and information security, AI-Enabled Forecasting and Isolation Forest-Based Detection of CBF Flow Anomalies in Secure Internet Architectures, Year 2025, Volume: 15, number: 3 (August).Q2 Scopus Journal
- [10] J.Narendra Babu, et.al– Indian License Plate Recognition System Based on Fuzzy Theory and BP Neural Network, IJECT Vol. 4, Issue 1, Jan - March 2013, ISSN: 2230-7109 (Online) | ISSN : 2230-9543 (Print)

Author Biography



Dr. J. Narendra Babu is a seasoned academician with over 28 years of experience in teaching and the software industry. He currently serves as a Professor in the Department of Data Science at Sathagiri NPS University. He holds B.Tech, M.Tech, and Ph.D. degrees. He has published extensively in reputed journals and conferences and plays a key role in mentoring students and coordinating academic activities.